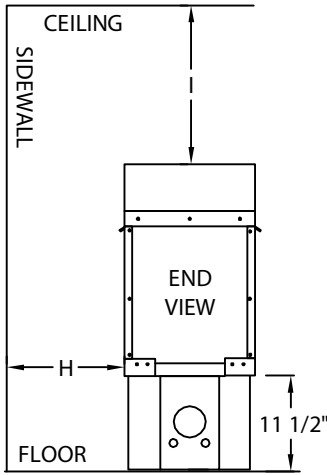




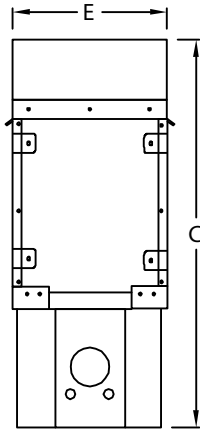
FIREGEAR OUTDOORS
 9230 CONSERVATION WAY
 FORT WAYNE, IN 46809
 TOLL FREE: 1-888-672-8929
 FAX: (888) 672-8024
 www.firegearoutdoors.com

SELECT DESIRED MODEL:

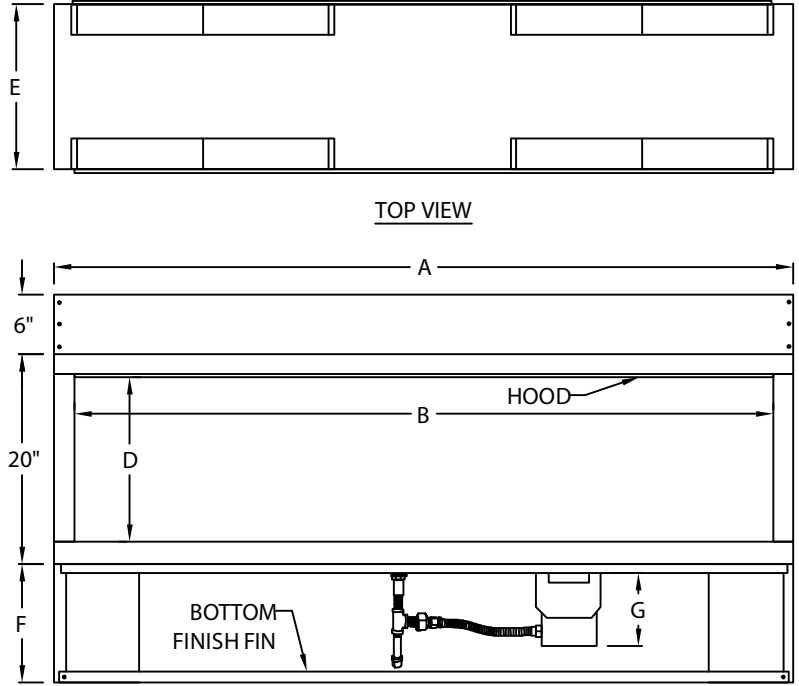
- NATURAL GAS (NG) PROPANE GAS (LP)
- OFP-L36TFS-N OFP-L36TFS-P
- OFP-L48TFS-N OFP-L48TFS-P
- OFP-L60TFS-N OFP-L60TFS-P
- OFP-L72TFS-N OFP-L72TFS-P



CLEARANCES TO COMBUSTIBLES



END VIEW



FRONT VIEW

MODEL	OVERALL LENGTH A	INSIDE OPENING B	OVERALL HEIGHT C	OPENING HEIGHT D	OVERALL DEPTH E	LEG HEIGHT F	VALVE BOX DEPTH G	CLEARANCE TO COMBUSTIBLE SIDE WALL H	CLEARANCE TO COMBUSTIBLE CEILING I	FRAMING WIDTH	FRAMING HEIGHT	FRAMING DEPTH
OFP-L36TFS-N	40"	36"	37 1/2"	16"	16"	11 1/2"	8 3/4"	6"	42 1/2"	40 1/2"	37 3/4"	16"
OFP-L48TFS-N	52"	48"	37 1/2"	16"	16"	11 1/2"	8 3/4"	6"	42 1/2"	52 1/2"	37 3/4"	16"
OFP-L60TFS-N	64"	60"	37 1/2"	16"	16"	11 1/2"	8 3/4"	6"	42 1/2"	64 1/2"	37 3/4"	16"
OFP-L72TFS-N	76"	72"	37 1/2"	16"	16"	11 1/2"	8 3/4"	6"	42 1/2"	76 1/2"	37 3/4"	16"
OFP-L36TFS-P	40"	36"	37 1/2"	16"	16"	11 1/2"	8 3/4"	6"	42 1/2"	40 1/2"	37 3/4"	16"
OFP-L48TFS-P	52"	48"	37 1/2"	16"	16"	11 1/2"	8 3/4"	6"	42 1/2"	52 1/2"	37 3/4"	16"
OFP-L60TFS-P	64"	60"	37 1/2"	16"	16"	11 1/2"	8 3/4"	6"	42 1/2"	64 1/2"	37 3/4"	16"
OFP-L72TFS-P	76"	72"	37 1/2"	16"	16"	11 1/2"	8 3/4"	6"	42 1/2"	76 1/2"	37 3/4"	16"

*FRAMING DIMENSIONS LISTED ABOVE REQUIRES METAL STUDS.

NOTES:

1. THESE FIREPLACES MODELS ARE SHIPPED AS NATURAL GAS AND CANNOT BE CONVERTED TO LP GAS. MUST BE ORDERED BY SPECIFIC MODEL NUMBER.
2. EACH FIREPLACE REQUIRES 18-SQUARE INCHES OF CROSS FLOW VENTILATION PER SIDE OF ENCLOSURE.
3. THIS FIREPLACE IS SHIPPED AS A SINGLE-SIDED UNIT BUT CAN BE CONVERTED TO A SEE-THROUGH FIREPLACE. READ MANUAL FOR SPECIFIC DETAILS.
3. ALWAYS ADHERE TO YOUR STATE AND LOCAL CODES WHEN INSTALLING AN OUTDOOR FIREPLACE.
4. DRAWINGS NOT TO SCALE.
5. THIS DRAWING IS INTENDED FOR USE BY ARCHITECTS, ENGINEERS, CONTRACTORS, CONSULTANTS AND DESIGN PROFESSIONALS FOR PLANNING PURPOSES ONLY. THIS DRAWING MAY NOT BE USED FOR CONSTRUCTION.
6. ALL INFORMATION CONTAINED HEREIN WAS CURRENT AT THE TIME OF DEVELOPMENT BUT MUST BE REVIEWED AND APPROVED BY THE PRODUCT MANUFACTURER TO BE CONSIDERED ACCURATE.
7. CONTRACTOR'S NOTE: FOR PRODUCT AND COMPANY INFORMATION VISIT www.CADdetails.com/info AND ENTER REFERENCE NUMBER 5053-101

